

CBT Tape

A Treasure Trove of Mainframe Utilities

Reg Harbeck, Mainframe Analytics Ltd.

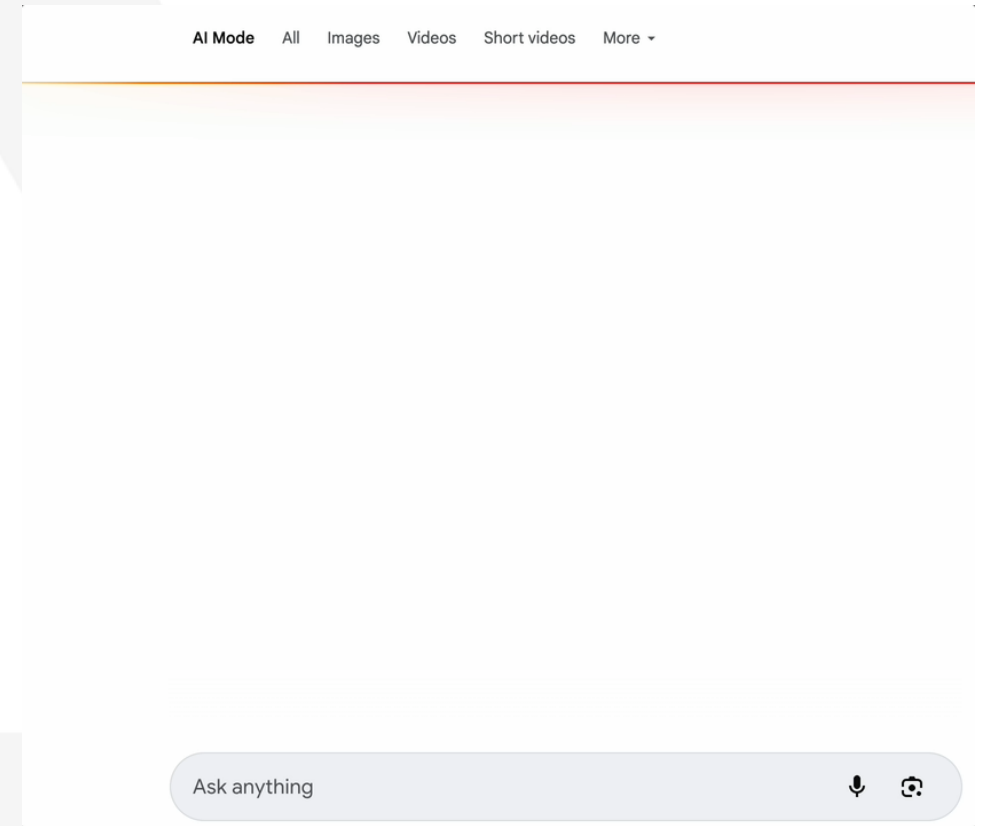
Joe Winchester, IBM

What you will learn today about CBT.

Install and configure **CBT**

Some cool utilities

How to stay involved





Downloads

- [CBT Updates Overflow](#)
- [JES3](#)
- [JES2](#)
- [CBT249 & Older](#)
- [UCLAMail](#)
- [Xmit Manager](#)
- [XMIT](#)
- [Viewers](#)
- [MVS 3.8J](#)
- [VM/370 R6](#)
- [OS/360](#)
- [OS/VS1](#)
- [PDS 8.6](#)
- [MVT Mods](#)
- [PC Tools](#)
- [AWSTAPE](#)
- [DSS-FDR Format](#)
- [AWS Format](#)
- [ZIP Format](#)
- [Data](#)

Information

[FAQ](#)

Aug 22, 2025 - See the first note about the Updates page

- **[ALWAYS CHECK HERE FOR THE LATEST VERSIONS OF FILES:](#)** All file updates are **ONLY** applied to the **[UPDATES page](#)** until a new tape version is cut. Please check the **[UPDATES page](#)** to see if your **FILE NUMBER** has been updated since the last "Version Cut" of the CBT Tape. If your file number is **NOT** on **[UPDATES](#)**, **ONLY THEN** should you download it from the **[CBT subdirectory](#)**. Don't download a back-level file unnecessarily.
- See the account of **[How We Got The High-Level Assembler](#)**.
- CBT509 is **[available to download now!](#)**
- COV466 is **[available to download now!](#)**
- The latest CBT and COV **[Updates are always available to download here!](#)**
- More updates to the site coming soon! I hope to see everyone at **[SHARE Orlando, Florida, Feb 2026](#)**.
- If you arrived here from another site, please note: **NO USERID, PASSWORD, or MEMBERSHIP** is required to use this site. To get into this site directly, just click: **<http://www.cbttape.org>**
- Xephon Magazines in PDF format **[are available to download now!](#)** VM Updates are courtesy of SDS. All others were given to us by Bob Thomas. They can now be used by everyone, for free, and in good conscience. Thanks!
- Sam Golob's Articles about Systems Programming **[available to download here](#)**. Over 230 articles on relevant aspects of the craft.
- CBT and COV **[available to download in FDR and DFSMSdss formats](#)** updated for CBT509.
- Raw AWS versions of CBT509 and COV466 are available in the **[AWS tape library](#)**.
- See John Ehrman's new Assembler Language textbook **[V2.00 HERE..](#)**
- A MEMORIAL to our departed colleagues: Please look **[HERE..](#)**
- Dave Danner's **[current SRS package available to download](#)**.
- **[Julian Calendar and EBCDIC Windows fonts new goodies](#)** available to download.
- CBT CD#17 updated CD-ROM (from the last SHARE) and

- [FAQ](#)
- [Links](#)
- [Mail & Newsgroups](#)
- [Fun](#)
- [Features](#)
- [Steve Samson](#)
- [Contribute files](#)
- [Linking to CBT site](#)
- [Complaints](#)

[Contact Us](#)

available to download.

- CBT CD#17 updated CD-ROM (from the last SHARE) and Volker Bandke MVS TurnKey CD-ROM #3 are **[available to order here](#)**
- Take a minute to sign up for an **[announcement email list](#)** so you can keep up when we release a new CBT Tape or other goodies here.
- Get access to SPLA raw material on tapes in AWS format **[here](#)**.

"If sharing a thing in no way diminishes it, it is not rightly owned if it is not shared." attributed to St. Augustine but I do not know the original source

You can [Download CBT](#) or [Download Overflow](#) tape material.

You can find out here [how to contribute to the tape](#).

Everything on this site is subject to a [disclaimer](#).

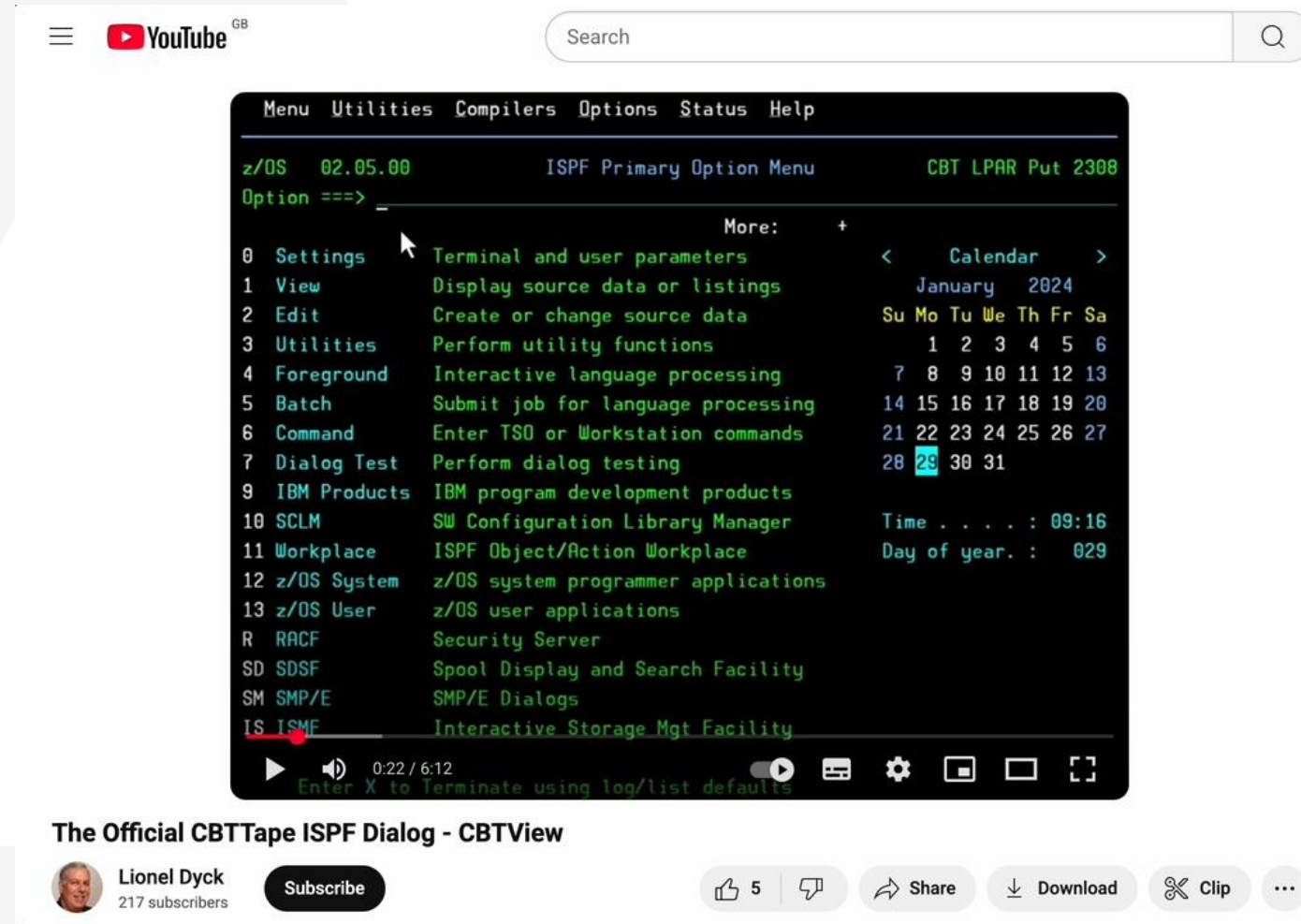
If you have any suggestions or problems with the site please send email to [Sam Knutson](#).

Send email about the CBT tape in general to [Sam Golob](#).

The official CBT Tape ISPF Dialog

CBT View

<https://www.youtube.com/watch?v=pF-1r05cF5E>

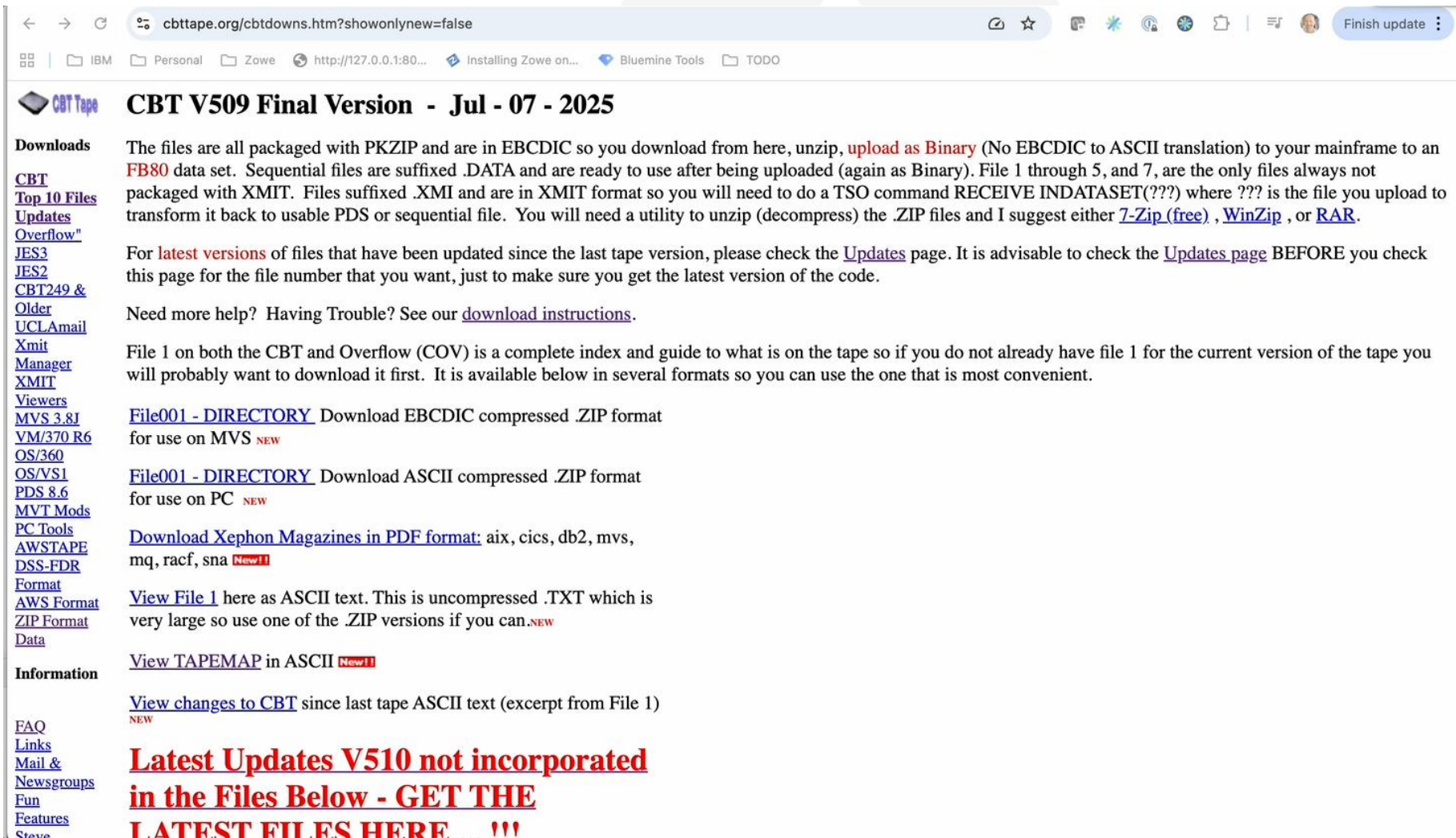


The screenshot shows a YouTube video player displaying the ISPF Primary Option Menu. The menu is a list of options with descriptions and a calendar on the right. The options are:

- 0 Settings: Terminal and user parameters
- 1 View: Display source data or listings
- 2 Edit: Create or change source data
- 3 Utilities: Perform utility functions
- 4 Foreground: Interactive language processing
- 5 Batch: Submit job for language processing
- 6 Command: Enter TSO or Workstation commands
- 7 Dialog Test: Perform dialog testing
- 9 IBM Products: IBM program development products
- 10 SCLM: SW Configuration Library Manager
- 11 Workplace: ISPF Object/Action Workplace
- 12 z/OS System: z/OS system programmer applications
- 13 z/OS User: z/OS user applications
- R RACF: Security Server
- SD SDSF: Spool Display and Search Facility
- SM SMP/E: SMP/E Dialogs
- IS ISMF: Interactive Storage Mgt Facility

The video player interface includes a search bar, a play button, a progress bar (0:22 / 6:12), and a subscribe button for the channel 'Lionel Dyck' (217 subscribers). The video title is 'The Official CBTape ISPF Dialog - CBTView'.

File #043 The Official CBT Dialog for easy access to all files



cbtape.org/cbtdownloads.htm?showonlynew=false

IBM Personal Zowe http://127.0.0.1:80... Installing Zowe on... Bluemine Tools TODO

CBT V509 Final Version - Jul - 07 - 2025

Downloads

The files are all packaged with PKZIP and are in EBCDIC so you download from here, unzip, **upload as Binary** (No EBCDIC to ASCII translation) to your mainframe to an **FB80** data set. Sequential files are suffixed **.DATA** and are ready to use after being uploaded (again as Binary). File 1 through 5, and 7, are the only files always not packaged with XMIT. Files suffixed **.XMI** and are in XMIT format so you will need to do a TSO command RECEIVE INDATASET(???) where ??? is the file you upload to transform it back to usable PDS or sequential file. You will need a utility to unzip (decompress) the **.ZIP** files and I suggest either [7-Zip \(free\)](#) , [WinZip](#) , or [RAR](#).

For **latest versions** of files that have been updated since the last tape version, please check the [Updates](#) page. It is advisable to check the [Updates page](#) BEFORE you check this page for the file number that you want, just to make sure you get the latest version of the code.

Need more help? Having Trouble? See our [download instructions](#).

File 1 on both the CBT and Overflow (COV) is a complete index and guide to what is on the tape so if you do not already have file 1 for the current version of the tape you will probably want to download it first. It is available below in several formats so you can use the one that is most convenient.

[File001 - DIRECTORY](#) Download EBCDIC compressed .ZIP format for use on MVS **NEW**

[File001 - DIRECTORY](#) Download ASCII compressed .ZIP format for use on PC **NEW**

[Download Xephon Magazines in PDF format:](#) aix, cics, db2, mvs, mq, racf, sna **New!!**

[View File 1](#) here as ASCII text. This is uncompressed .TXT which is very large so use one of the .ZIP versions if you can.**NEW**

[View TAPEMAP](#) in ASCII **New!!**

[View changes to CBT](#) since last tape ASCII text (excerpt from File 1) **NEW**

Latest Updates V510 not incorporated in the Files Below - GET THE LATEST FILES HERE. !!!

Information

FAQ
Links
Mail &
Newsgroups
Fun
Features
Steve

It started with a download.

Create PDSE FB 80 <HLQ>.CBT.XMI

Download FILE043.XMI to PC

Transfer FILE043.XMI to <HLQ>.CBT.XMI

RECEIVE <HLQ>.CBT.XMI to create
<USER>.CBTvrn.FILE043

EXEC <HLQ>.FILE043.PDS(\$INSTALL) to create
<HLQ>.FILEIDX.PDS(CBTCONFIG)

EXEC <HLQ>.FILEIDX.PDS(CBTCONFIG) to get CBT created



It started with a download.

Create PDSE FB 80 <HLQ>.CBT.XMI

Download FILE043.XMI to PC

Transfer FILE043.XMI to <HLQ>.CBT.XMI

RECEIVE <HLQ>.CBT.XMI to create
<USER>.CBTvrn.FILE043

EXEC <HLQ>.FILE043.PDS(\$INSTALL) to create
<HLQ>.FILEIDX.PDS(CBTCONFIG)

EXEC <HLQ>.FILEIDX.PDS(CBTCONFIG) to get CBT created



Data Set Utility

Option ==> A

A Allocate new data set	C Catalog data set
R Rename entire data set	U Uncatalog data set
D Delete entire data set	S Short data set information
blank Data set information	V VSAM Utilities

ISPF Library:

Project . . . WINCHJ
Group . . . CBT
Type XMI

Enter "/" to select option
/ Confirm Data Set Delete

Other Partitioned, Sequential or VSAM Data Set:

Name _____
Volume Serial . . . _____ (If not cataloged, required for option "C")

Data Set Password . . _____ (If password protected)

F1=Help F2=Split F3=Exit F7=Backward F8=Forward F9=SwapList
F10=Actions F12=Cancel

Download tape file to PC

Create PDSE FB 80 <HLQ>.CBT.XMI


Download FILE043.XMI to PC

Transfer FILE043.XMI to <HLQ>.CBT.XMI

RECEIVE <HLQ>.CBT.XMI to create
<USER>.CBTvrn.FILE043

EXEC <HLQ>.FILE043.PDS(\$INSTALL) to create
<HLQ>.FILEIDX.PDS(CBTCONFIG)

EXEC <HLQ>.FILEIDX.PDS(CBTCONFIG) to get CBT created



```
sftp> put FILE043.XMI
Uploading FILE043.XMI to /u/winchj/cbttape/FILE043.XMI
FILE043.XMI                               100%  911KB  905.5KB/s   00:01
sftp> exit
joe@Joes-MacBook-Pro CBT Tape % ssh winchj@tvt5009.pok.stglabs.ibm.com
WINCHJ:/u/winchj>cd cbttape
WINCHJ:/u/winchj/cbttape>ls
FILE043.XMI
WINCHJ:/u/winchj/cbttape>cp FILE043.XMI //" 'WINCHJ.CBT.XMI' "
WINCHJ:/u/winchj/cbttape>
```

Are you ready to receive CBT

Create PDSE FB 80 <HLQ>.CBT.XMI

Download FILE043.XMI to PC

Transfer FILE043.XMI to <HLQ>.CBT.XMI

RECEIVE <HLQ>.CBT.XMI to create
<USER>.CBTvrn.FILE043

EXEC <HLQ>.FILE043.PDS(\$INSTALL) to create
<HLQ>.FILEIDX.PDS(CBTCONFIG)

EXEC <HLQ>.FILEIDX.PDS(CBTCONFIG) to get CBT created



DSLISIT - Data Sets Matching WINCHJ

Row 1 of 9

Command ==>

Scroll ==> CSR

Command - Enter "/" to select action

Message

Volume

WINCHJ.BANANA		T50091
WINCHJ.CBT.XMI	Info - I	T50091
WINCHJ.ISPF.ISPPROF		T50091
WINCHJ.JCL		T50091
WINCHJ.REXX		T50091
WINCHJ.SPFTEMP0.CNTL		T50091
WINCHJ.SPFTEMP1.CNTL		T50091
WINCHJ.STUFF		T50091
WINCHJ.XBT		T50091

***** End of Data Set list *****

F1=Help F2=Start F3=Exit F5=Rfind F7=Up F8=Down

F9=SwapNext F10=Left F11=Right F12=Retrieve

*DSLISIT

ONLINE-TLS 1.2

9,2

ZOWE EXPLORER

- DATA SETS
 - Favorites
 - zosmf_wxa4z
 - lp25-zhss119
 - zosmf_svl_09
 - IBMUSER.ATTLS.SETUP
 - IBMUSER.CBT510.FILE043
 - IBMUSER.CSRZOWE
 - IBMUSER.D190.T1408253.P3000FF8
 - IBMUSER.IBMUSER.SUPERC.LIST
 - IBMUSER.ISPF.ISPPROF
 - IBMUSER.JCL
 - IBMUSER.JWT.CERT
 - IBMUSER.JWT.CERT.OLD
 - IBMUSER.JZOS.LOADLIB
 - IBMUSER.PENTEST
 - IBMUSER.RACF.UNLOAD
 - IBMUSER.RACFDEF
 - IBMUSER.SPFTEMP0.CNTL
 - IBMUSER.SPFTEMP2.CNTL
 - IBMUSER.SPFTEMP3.CNTL
 - IBMUSER.SRCHDSL.LIST
 - IBMUSER.SUPERC.LIST
 - IBMUSER.TN3270.CERT.EXPORT
 - IBMUSER.TVT5009.CERT
 - IBMUSER.TVT5009.CERTGEN
 - IBMUSER.WINCHJ.STUFF
 - IBMUSER.ZOPEN.INSTALL.JCLLIB
 - IBMUSER.ZOSMF.CERT
 - IBMUSER.ZOSMF.CERT.EXPO
 - IBMUSER.ZOSMF.CERT.PEM
 - IBMUSER.ZOSMF.CODE2
 - UNIX SYSTEM SERVICES (USS)
 - JOBS



- Show All Commands ⌘ P
- Go to File ⌘ P
- Open Chat ⌘ I
- Find in Files ⌘ F
- Open Settings ⌘ ,

☰ \$\$README ×

```
zosmf_svl_09 > IBMUSER.CBT510.FILE043 > ☰ $$README
```

```
1 Congratulations - you have found CBTTape File043 - THE place to start.  
2
```



%INSTALL to do the install

Create PDSE FB 80 <HLQ>.CBT.XMI

Download FILE043.XMI to PC

Transfer FILE043.XMI to <HLQ>.CBT.XMI

RECEIVE <HLQ>.CBT.XMI to create
<USER>.CBTvm.FILE043

EXEC <HLQ>.FILE043.PDS(\$INSTALL) to create
<HLQ>.FILEIDX.PDS(CBTCONFIG)

EXEC <HLQ>.FILEIDX.PDS(CBTCONFIG) to get CBT created



```
-                               Rename Data Set
D  Command ==> _____
C
C  Name . . . . . : IBMUSER.CBT510.FILE043
C  Volume Serial . . : T50091
-
r  Enter new name below:  (The data set will be recataloged.)

  ISPF Library:
    Project . . _____
    Group . . . _____
    Type . . . . _____

  Other Partitioned or Sequential Data Set:
    Name . . . . . 'WINCHJ.FILE043.PDS' |

F1=Help      F2=Split      F3=Exit      F7=Backward  F8=Forward
F9=SwapList  F10=Actions  F12=Cancel
```

*DSLISIT

Configure to create environment

Create PDSE FB 80 <HLQ>.CBT.XMI

Download FILE043.XMI to PC

Transfer FILE043.XMI to <HLQ>.CBT.XMI

RECEIVE <HLQ>.CBT.XMI to create
<USER>.CBTvrn.FILE043

EXEC <HLQ>.FILE043.PDS(\$INSTALL) to create
<HLQ>.FILEIDX.PDS(CBTCONFIG)

EXEC <HLQ>.FILEIDX.PDS(CBTCONFIG) to get CBT created



EDIT WINCHJ.FILEIDX.PDS(CBTCONFIG) - 01.24 Columns 00001 00072

Command ==> | Scroll ==> CSR

***** Top of Data *****

==MSG> -Warning- The UNDO command is not available until you change
==MSG> your edit profile using the command RECOVERY ON.

000001 * The Official CBT ISPF Application Site Customization File

000002 *

000003 * An * in column 1 is a comment

000004 *

000005 * Uncomment and change the values for the defaults you want

000006 * to override.

000007 *

000008 *action = The default action for the S selection

000009 * B ISPF Browse

000010 * E ISPF Edit

000011 * I Display the FILEnnnn member in the FILEIDX.PDS

000012 * P PDS command (CBT File 182)

000013 * V ISPF View

000014 * R Review (CBT File 134)

F1=Help

F2=Split

F3=Exit

F4=Expand

F5=Rfind

F6=Rchange

F7=Up

F8=Down

F9=SwapNext

F10=Left

F11=Right

F12=Retrieve

*DSLIST

ONLINE-TLS 1.2

4,15

One more thing !

In CBT BROWSE FILE0001 to update
Perform a REBUILD



Command ==>

Scroll ==> CSR

Exit

S	File	Description		Date
001	CBT	DOC - Modified File 001 for Version 509		25/07/08
002	CBT973	Compression-Decompression Program for Files	+	V
003	JCL	member to load each tape file to disk	+	V
004	Put ./	ADD cards into this file to make a PDS	+	V
005	VMREXX	exec to load CBT tape to VM - V2.0	+	V
006	Collection	of Utilities to manipulate File 001 doc	+	25/07/08
007	SYSUPLOG	(keep as EBCDIC only) - sequential data	+	V
008	Jobs	used to create the previous CBT Tape version	+	25/07/08
009	Gene Lew	old RACF exits	+	V
010	IMON	for z/OS - a comprehensive z/OS monitor	+	V
011	MVS DEBE,	MSG2USER, System Info into CLIST variables	+	V
012	John Hancock	Mutual ISPF Background Jobs driver	+	V
013	SHARE RACF	mods tape - SETPW2 fixed - WHOIS fixed	+	V
014	Sam Golob's	SMP/E Introduction tutorial-old articles	+	V
015	Warner Brothers	collection of Utilities and Exits	+	V
016	Scott & White	Hospital User Exits	+	V
017	LISTDD	program from Firemen's Fund	+	V

PF 1=HELP 2=SPLIT 3=END 4=RETURN 5=RFIND 6=RCHANGE
 PF 7=UP 8=DOWN 9=SWAP 10=LEFT 11=RIGHT 12=RETRIEVE

*DSLIS

What you will learn today about CBT.

Install and configure **CBT**

Some cool utilities

How to stay involved



ZSTART

Pre-starts commands so can do START with pre-loaded panels



```
tv5009.pok.stglab... Open Configure Copy Paste Print Erase Insert PA1 PA2 PA3 SysReq Clear F1 F2 F3 F4 F5 F6 F7 F8 F9 F10 F11 F12 F13 F14 F15 >>
CBTTape® 2.09 (FTP) Official CBT V509 ISPF Dialog Updates.
Command ==> Scroll ==> CSR Exit
Exit

S File Description Date
001 CBT DOC - Modified File 001 for Version 509 25/07/08
002 CBT973 Compression-Decompression Program for Files V509
003 JCL member to load each tape file to disk + V509
004 Put ./ ADD cards into this file to make a PDS V509
005 VMREXX exec to load CBT tape to VM - V2.0 V509
006 Collection of Utilities to manipulate File 001 doc + 25/07/08
007 SYSUPLOG (keep as EBCDIC only) - sequential data + V509
008 Jobs used to create the previous CBT Tape version + 25/07/08
009 Gene Lew old RACF exits V509
010 IMON for z/OS - a comprehensive z/OS monitor * V509
011 MVS DEBE, MSG2USER, System Info into CLIST variables V509
012 John Hancock Mutual ISPF Background Jobs driver V509
013 SHARE RACF mods tape - SETPW2 fixed - WHOIS fixed V509
014 Sam Golob's PDS & SMP/E Introduction tutorial, etc. V509
015 Warner Brothers collection of Utilities and Exits V509
016 Scott & White Hospital User Exits V509
017 LISTDD program from Firemen's Fund V509

PF 1=HELP 2=SPLIT 3=END 4=RETURN 5=RFIND 6=RCHANGE
PF 7=UP 8=DOWN 9=SWAP 10=LEFT 11=RIGHT 12=RETRIEVE
*DSLIF SDSF CMD -CMD
ONLINE-TLS 1.2 X-WRONG INPUT 2,15
```

RACFADM

RACF panels !

Certificates

Users

Resource Classes

```
tvt5009.pok.stglab... Open Configure Copy Paste Print Erase Insert PA1 PA2 PA3 SysReq Clear F1 F2 F3 F4 F5 F6 F7 F8 F9 F10 F11 F12 >>
Menu Utilities Compilers Options Status Help
-----
OS/390 Primary Option Menu
Option ==> |

0 Settings Terminal and user parameters User ID . : IBMUSER
1 View Display source data or listings Time. . . : 10:34
2 Edit Create or change source data Terminal. : 3278
3 Utilities Perform utility functions Screen. . . : 1
4 Foreground Interactive language processing Language. : ENGLISH
5 Batch Submit job for language processing Appl ID . : ISR
6 Command Enter TSO or Workstation commands TSO logon : GENERAL
7 Dialog Test Perform dialog testing TSO prefix: IBMUSER
8 LM Facility Library administrator functions System ID : TVT5009
9 Programs Program Products and Tools MVS acct. : ACCT#
10 SCLM SW Configuration Library Manager Release . : ISPF 7.5
11 Workplace ISPF Object/Action Workplace
S SDSF System Display and Search Facility

Enter X to Terminate using log/list defaults

*ISR@PRI DSLIST -SDSF CMD
ONLINE-TLS 1.2 4,14
```

WHOSON

See all logged on users including Zowe Explorer users (whose TSO sessions register)

```
Menu Functions Confirm Utilities Help
-----
BROWSE          IBMUSER.WHOSON.EXEC          Row 0000002 of 0000002
Command ==>          Scroll ==> CSR
-----
Name          Prompt          Size  Created          Changed          ID
ex|           WHOSON          *RC=0    527  2025/05/26  2025/05/28 09:50:51 WHOSON
**End**
```

```
Interactive Users on 1 Systems - TSO: 1 SSH: 1 zOSMF: 2
-----
System:   TVT5009  Users: 4      z/OS: 02.05.00 IPL: 2025/08/11 13:08:55
IBMUSER   ::::::::::::::: 2025/10/06 12:39:25
IBMUSER   ::::::::::::::: 2025/10/06 13:19:50 (zOSMF)
IBMUSER   ::::::::::::::: 2025/10/06 13:19:50 (zOSMF)
WINCHJ    Joe Winchester 2025/10/06 12:57:21 (ssh)
-----
*** |
```

WHOSON. Also works in USS

```
IBMUSER:/u/ibmuser>./whoson.rexx
```

```
Interactive Users on 1 Systems - TSO: 1 SSH: 0 zOSMF: 0
```

```
-----  
System:      TVT5009  Users: 1      z/OS: 02.05.00 IPL: 2025/08/11 13:08:55  
IBMUSER      ?????????????????????????? 2025/10/06 12:39:25  
-----
```

```
IBMUSER:/u/ibmuser>./whoson.rexx
```

```
Interactive Users on 1 Systems - TSO: 1 SSH: 1 zOSMF: 0
```

```
-----  
System:      TVT5009  Users: 2      z/OS: 02.05.00 IPL: 2025/08/11 13:08:55  
IBMUSER      ?????????????????????????? 2025/10/06 12:39:25  
WINCHJ       Joe Winchester 2025/10/06 12:57:21 (ssh)  
-----
```

```
IBMUSER:/u/ibmuser>
```

IPLINFO

Everything you wanted to know about z/OS but were afraid to ask

```
tvt5009.pok.stglab...
Open Configure Copy Paste Print Erase Insert PA1 PA2 PA3 SysReq Clear F1 F2 F3 F4 F5 F6 F7 F8 F9 F10 F11 F12

Menu RefList RefMode Utilities Help
-----
Data Set List Utility
Option ==> |
More: +
blank Display data set list P Print data set list
V Display VTOC information PV Print VTOC information

Enter one or both of the parameters below:
Dsname Level . . . WINCHJ.*
Volume serial . . .

Data set list options
Initial View
1 1. Volume
2 2. Space
3 3. Attrib
4 4. Total

Enter "/" to select option
/ Confirm Data Set Delete
/ Confirm Member Delete
/ Include Additional Qualifiers
/ Display Catalog Name
Display Total Tracks
Prefix Dsname Level

When the data set list is displayed, enter either:
"/" on the data set list command field for the command prompt pop-up,
*DSLISL DSLISL -SDSF CMD
ONLINE-TLS 1.2 4,14
```

How to stay involved

Install and configure **CBT**

Some cool utilities

How to stay involved

System Z Enthusiasts

cbttape

Search or create a post... New Post

Sort & View question information request All

Welcome to the CBTTape Channel for System Z Enthusiasts
 Lionel B. Dyck - Z Champion <>>: This is the place to discuss the CBTTape in general or individual tools found on it. Respect for each other is expected. This Discord chan...
 10 2 November 3, 2023

OMVSMAN NEW
 Lionel B. Dyck - Z Champion <>>: What an ISPF dialog to simplify reading the OMVS man pages then look no further - **OMVSMAN** is here for you. And just ...
 +1 1 1 2d ago

RACFADM - Simplified RACF Administration ISPF Dialog
 Lionel B. Dyck - Z Champion <>>: The place to discuss this dialog which can be found at <https://github.com/lbdyck/racfadm> and <https://www.cbttape.org/> ...
 5 199 4d ago

THE PDS Command - The Swiss Army Knife of TSO Commands
 Lionel B. Dyck - Z Champion <>>: This is the place to discuss the PDS Command. It can be found at <https://www.cbttape.org/> in File 182 (remember to always check the ...
 3 48 22d ago

OLDER POSTS

CBTView (file 043)
 Lionel B. Dyck - Z Champion <>>: The Official CBT ISPF Dialog (or OCID) has been updated to version 1.78 to fix a typo in the commands popup menu where...
 +1 1 40 >30d ago

zfstools
 Lionel B. Dyck - Z Champion <>>: I just updated the `zfstools` package so that the `zfsalloc` now supports specifying the allocation unit in `megabytes`
 +1 2 13 >30d ago

System Z Enthusiasts sidebar:
 # general-zsystems
 # news-zsystems
 # overflow-z
 # ansible
 z/OS
 forums-zos 8 New
 # general-zos
 # news-zos
 cbttape 1 New
 # zopen-community
 # zopen-community-dev
 # zoau
 # zosmf
 # zowe
 # zowe-steering
 Events
 # general-events
 # techxchange
 @ live-event
 Careers
 # general-careers
 # advice
 # for-hire

Joe Winchester Online

44:54 / 1:18:40



Your feedback is important!

Submit a session evaluation for each session you attend:

www.share.org/evaluation

