

Solutions for Real Customer Challenges

Managing z/VM and Linux

Tracy Dean
Product Manager: z/VM Tools, IMS Tools

February 2026

Agenda

Introduction

What does “managing” include?

What tools or products can you use?

Customer scenarios

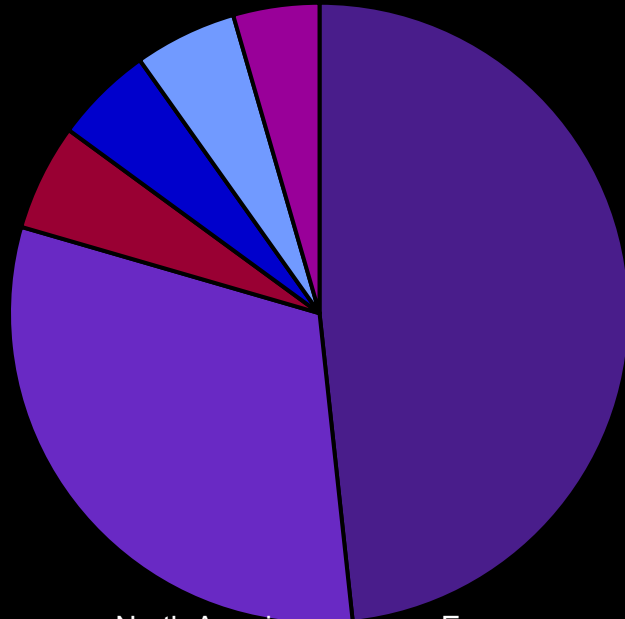
Operational monitoring and automation

Performance monitoring

Backup and recovery

Summary and reference information

z/VM Customers



■ North America

■ Europe

■ Japan

■ Latin America

■ Asia Pacific

■ Middle East
& Africa

Customers worldwide using z/VM

- Most to host Linux workloads
 - VSEⁿ, z/TPF, etc.
- Historical z/VM workload and skills centered in North America and Europe
- New personnel joining the platform worldwide
- Customers need to show value quickly
- Time, resources and skills not available to write management and monitoring tools in-house

Unique value hosting Linux on IBM Z workloads

- Requires integration with existing enterprise solutions
- “Just another platform”
- Must be monitored, automated, and recoverable

What is managing and what tools can I use?

Performance monitoring

- Monitor performance based on best practices
- Capture and use historical data
- Solutions
 - Multiple vendors
 - IBM
 - Performance Toolkit for z/VM
 - OMEGAMON XE on z/VM and Linux

Operational monitoring and automation

- Collect and store operational data: consoles, user and system events
- Monitor minidisk space, SFS space, spool, etc.
- React to issues by generating alerts or executing commands or scripts
- Prevent issues by creating regularly scheduled actions
- Solutions
 - Multiple vendors
 - IBM Operations Manager for z/VM

Backup and Recovery

- Image level backup of z/VM and Linux
- File level backup of z/VM and Linux
- Multiple vendors
- IBM Backup and Restore Manager for z/VM
- IBM Storage Protect

Customer scenarios

Sending security messages to analytics



The situation

- Enterprise policy of sending security-related messages to analytics platform
- z/VM logon/logoff and RACF login errors only logged in console log of OPERATOR
- Want z/VM security reporting to be “just like other platforms”

Initial solution: None

- No analytics and alerting of z/VM RACF-related activity
- z/VM looks “different” (and less capable) to management

Final solution: Automation

- Automatically capture RACF logon/logoff messages on OPERATOR console
- Use TCP writer to send messages to analytics platform in syslog format
 - By next day, updated to send in key/value pair format

Consolidating all console data



The situation

- Using Operations Manager to capture console data and store it on disk
- **Missing data** from users autologged before Operations Manager during z/VM IPL
 - OPERATOR
 - RACF

Initial solution: Separate data in spool and on disk

- Spooled consoles for users logged on before Operations Manager
- Content of monitored consoles on disk
- For same user, data in spool file separate from Operations Manager data on disk

Final solution: Combined data on disk

- At Operations Manager startup
 - Receive spool data for users already running
 - Add spool data to console of running user
- Automatically added to Operations Manager log and visible in VIEWCON
- New sample code in PTF UI77841

Long term recovery of z/VM files



The situation

- Backups of z/VM volumes done from **z/OS**
- Retention is only a few **weeks**
- New release of z/VM installed by less experienced staff
- Some local customizations/automation **not preserved**
- Not available via z/OS backups due to short retention

Backup and Restore Manager for z/VM
Tape Manager for z/VM (optional)

Initial solution: Considered two options

- Keep volume backups on z/OS for months instead of weeks
 - Additional unnecessary data retained longer on tape
 - Tedious file level recovery
- Re-do all customizations from memory (or with help from IBM)

Final solution: File level backup and recovery

- Weekly full backups and daily incremental backups of all z/VM log files and customizations
- Retain these backups for months or years without large amounts of tape or DASD
- Can optionally do image level backups from z/VM instead of from z/OS

Sending console and event data to Grafana Loki



The situation

- Starter system for z/VM and Linux on IBM Z
- During debugging, want to view console, user and system event data off-platform
- Do not want to create z/VM user IDs for every user authorized to view the data

Operations Manager for z/VM

Initial solution: None

- To view consoles and event data
 - Users require 3270 access
 - Users require z/VM user IDs

Final solution:

Send console data off platform on regular schedule

- Define schedule on desired interval
- Use TCP writer to send daily log file to target host and port
 - Log file at current point in time
 - Contains all console and event data (and more)

Capturing multi-line messages



The situation

- Using Operations Manager to capture and react to messages
- z/VM issues some messages as multi-line messages
 - RACF

```
ICH408I USER(MNT2      ) GROUP($SERVADM) NAME(#####)
OPMGRM1.198 CL(VMMDISK)
INSUFFICIENT ACCESS AUTHORITY
ACCESS INTENT(CONTROL)  ACCESS ALLOWED(NONE      )
```
- Unable to send full message text as part of response/action

Operations Manager for z/VM

Initial solution: None

- Only able to capture the first line of the message to include in
 - A notification
 - Streaming to analytics

Final solution: New IBM Idea

- Request new capability from development
- When message rule is triggered, capture the next n lines of messages
 - Make them available to the associated action
 - Specify a time limit for n messages to appear
- Delivered in new function PTF UO05223

Report of backup tapes used



The situation

- Running backups of z/VM and Linux environment
- Using virtual tape library
- Want to capture the tapes used for specific backup jobs
 - Make list available for Disaster Recovery without DASD mirroring

Backup and Restore Manager for z/VM

Tape Manager for z/VM

Operations Manager for z/VM

Initial solution: Manual commands

- Wait for jobs to complete
- Login and view Backup Manager console output to find the tapes as they are being mounted
- Tedious and need to remember to do this after each backup job completes

Final solution: Automation

- Define a rule to trigger on the backup complete message, capturing the job name and instance
- When rule is triggered
 - Call an action to issue command to Backup Manager to return list of tapes associated with specific job name and instance
 - Create and send email with list of tapes
- Operations Manager sample in PTF UO05223

Coordinate application shutdown with z/OS



The situation

- Database on z/OS
- Application server on Linux on IBM Z
- Shutdown of database necessitates shutdown of application server

Operations Manager for z/VM

Initial solution: None

- Manual coordination of shutdown
- Inconvenient for z/VM system programmers and operations during non-business hours

Final solution: Console monitoring

- System Automation on z/OS sends message to z/VM
- Automation on z/VM triggers application server shutdown
- Automation on z/VM sends message to z/OS when servers are shut down
- Reverse process for re-start

Stopping and restarting TCP/IP



The situation

- Want to “bounce” TCPIP server on z/VM on development or test system
- No access to HMC or system console
- If issue shutdown or FORCE for TCPIP then lose TN3270 access to system

Initial solution: Manual coordination

- Find and coordinate with on-site operations staff who have access to system console or HMC

Final solution: Automated process

- Monitor for CP event indicating TCPIP has logged off
- Automatically XAUTOLOG it (after 3-5 seconds)
- Easily bounce TCPIP as needed without relying on operations staff

Restarting shared servers on another member of SSI cluster



The situation

- Servers such as Shared File System can be used across an SSI cluster
- One member of the cluster goes down for maintenance
- VMRELOCATE not available for SFS servers
- Server must be restarted on another member so services are still available to remaining members
 - Need minimal downtime

Initial solution: Manual procedures

- Shut down SFS servers on the LPAR being taken down (LPAR1)
- Restart SFS servers on another LPAR in the cluster (LPAR2)
- Shut down LPAR1
- SFS server unavailable during manual process

Final solution: Automation

- Detect shut down of SFS server on LPAR1
- Trigger an action on LPAR1 to tell LPAR2 to start the SFS server
- Action on LPAR2 starts the server
- Minimal downtime and no typos or human delays
- Some servers can span beyond SSI cluster
 - Methodology still works
 - SSI not required

Separate backups and tapes for DR test



The situation

- Using Backup and Restore Manager for z/VM and Tape Manager for z/VM in production to perform backups to tape
- Production DASD mirrored to DR site
- TS7700 tape grid – separate cluster at DR site
- During DR **test**, need to
 - Allow reading production tapes
 - Prevent writing and expiring production tapes
 - Use separate range of DR test volsers for write processing

Backup and Restore Manager for z/VM

Tape Manager for z/VM

TS7700

[White paper](#)

Initial solution: Treating DR test like real DR

- Using all production tape volsers in DR test as if in production
- Have two tape catalogs that are not synchronized talking to the same tape grid
- Can overwrite production tapes at DR test

Final solution: Separate library categories and tape pools for DR test

- Define once in production (mirrored to DR test)
 - Separate scratch category in TS7700 for DR test
 - Separate range of volsers for DR test
 - Separate Tape Manager tape pool for DR test
- At DR test
 - Put all volsers in production tape pool(s) on hold
 - Prevents writing or expiring from DR test system
 - Update Backup Manager to use DR test tape pool
- Real DR not an issue
 - It is production running at a different site

Send z/VM and Linux alerts to z/OS



The situation

- Minimal z/VM staff
- Extensive **automation** for **alerts** already running on **z/OS**
 - Automation and operations teams trained there
 - Want all **mainframe** alerts to be handled this way
- Need **z/VM** and **Linux** alerts **included**

Operations Manager for z/VM

Initial solution: None

- z/VM and Linux alerts sent via email or to central console only
- No alerts sent to enterprise alert system
- z/VM team managing and automating z/VM and Linux alerts
 - Prefer mainframe operations team does this

Final solution: Monitoring and automation

- Trigger alerts for z/VM and Linux events, messages, etc.
- Send via syslog writer to z/OS USS syslog
- Configure USS syslog to send all alerts from z/VM to z/OS syslog
- Enables existing z/OS automation

Error messages on Linux IPL



The situation

- During boot process, Linux file system is sometimes **read-only**
- Application needs read/write
 - But sometimes not until hours or days after boot
- Error discovered **hours or days later** when application fails

Initial solution: Create homegrown tool

- Scan logs on a daily basis
- Search for error messages

Final solution: Console monitoring

- Write a rule looking for error message that occurs during boot process
- Take action immediately
- Long term: use logs to debug and find root cause

Alert if z/VM system not responding



The situation

- z/VM system just works
- No staff monitoring z/VM consoles
- Central alert system used extensively across enterprise
- Want alerting if z/VM system not responding

Initial solution: None

- Wait for application to fail
- Wait for phone to ring

Final solution: Alert via heartbeat check

- Send a “heartbeat” from z/VM to central alert system every n minutes or seconds
 - Using SNMP
 - Central alert system reacts if no heartbeat received as expected
- Can be used for multiple z/VM systems to monitor each other

Unidentified change in performance



The situation

- System performed at “normal” level for period of time
 - CPU utilization
- Over several days, steady increase until “new normal”
- No new applications or virtual servers
- Unknown cause

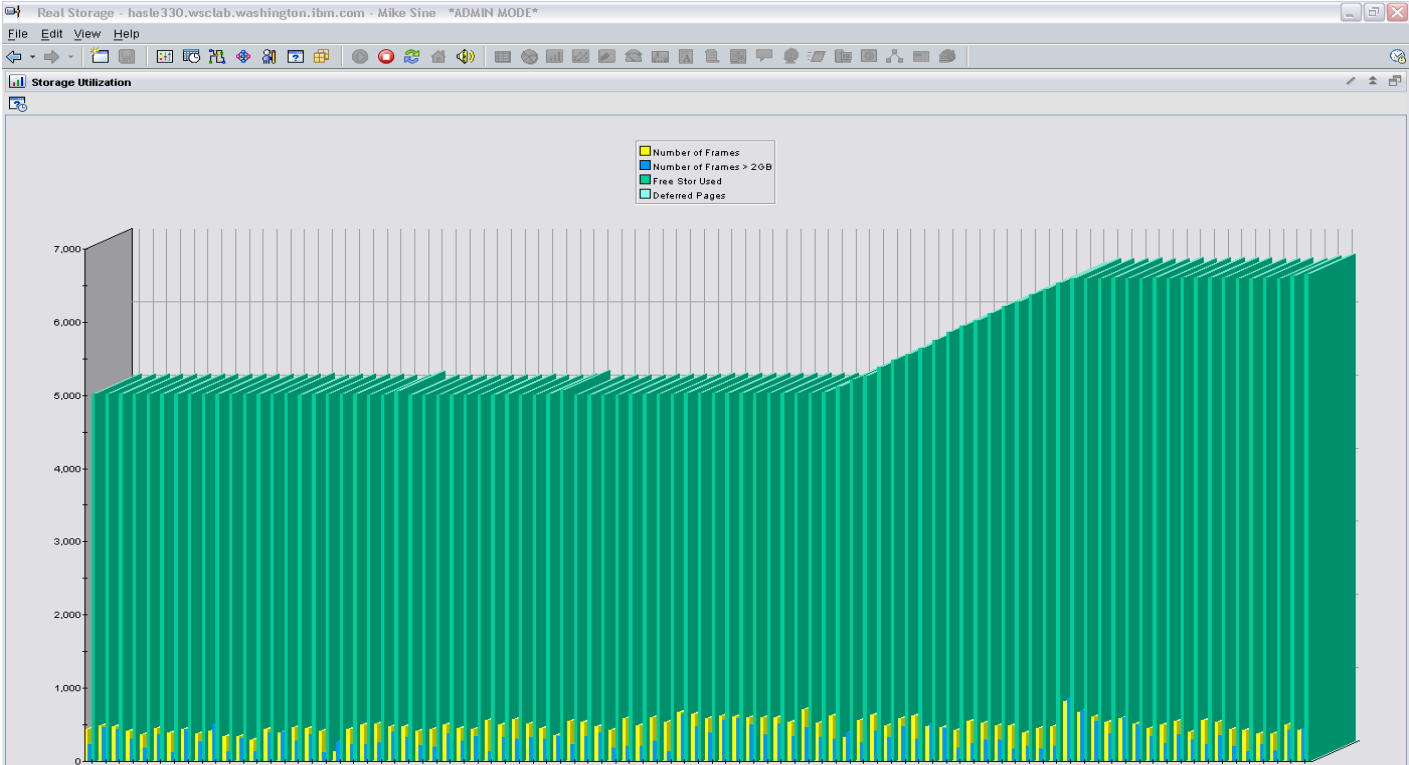
Initial solution: Two options

- Accept the new normal
- Dig through performance log data
 - MONITOR records
 - Performance Toolkit for z/VM

Final solution: Change control and collection of historical performance data

- Lock in on the period of time of the increase
- Find specific servers contributing to increase
- Review change control records

On-demand: Persistent historical views



Central operations console



The situation

- Already have one or more **z/OS consoles** in operations center
 - Alerts, important messages
 - Operations staff watching consoles and taking actions
- Want to include console(s) for all **z/VM LPARs** and **Linux** guests

Operations Manager for z/VM

Initial solution:

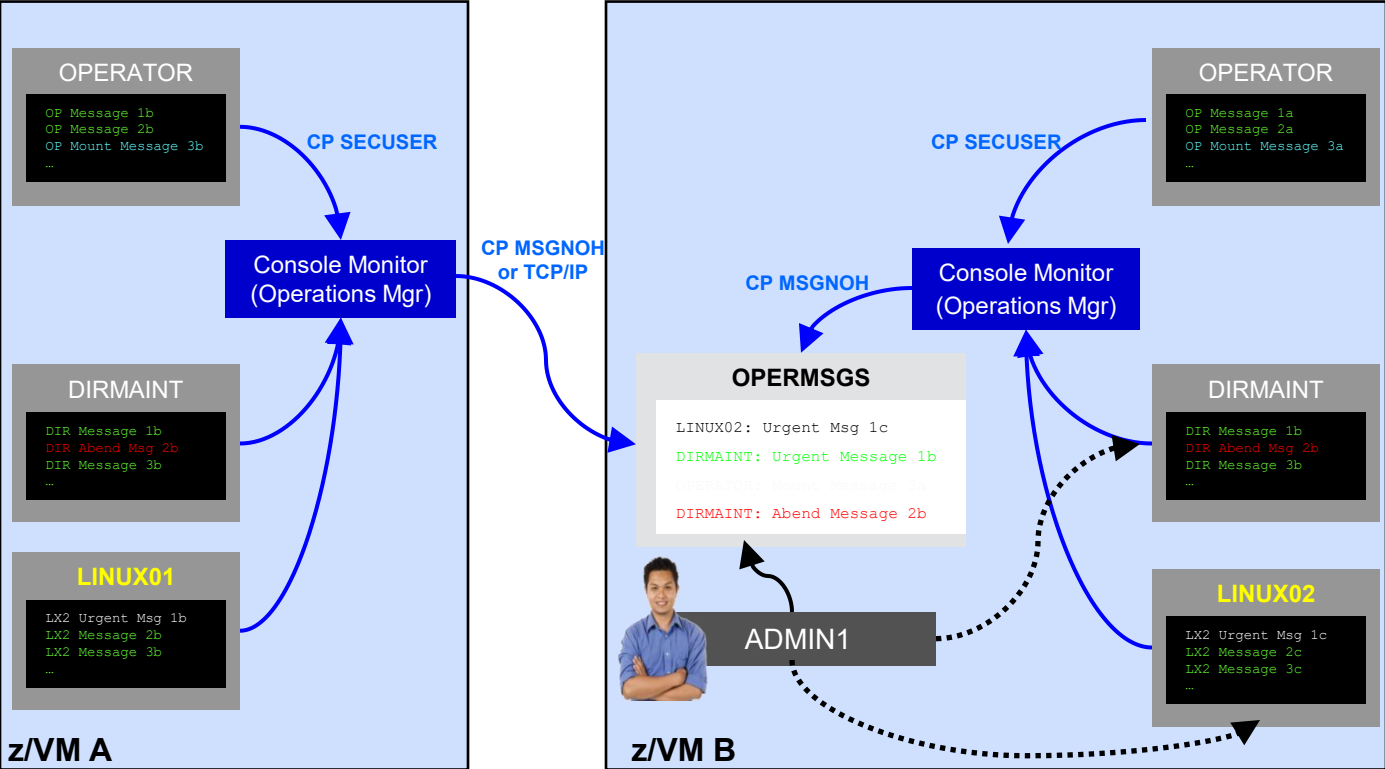
OPERATOR console on each LPAR

- Multiple consoles to monitor
 - Inhibits z/VM and Linux growth
- Does not include all alerts or important messages
- Includes unnecessary informational messages

Final solution: Single operations console for multiple z/VM LPARs

- Create one user ID as operations console
- Monitor consoles of all service machines and Linux guests on each LPAR
- Create rules for important messages
- Take action to send message to single operations console
 - Within the LPAR: via MSG or MSGNOH
 - Across LPARs: via TCP/IP, **SSI not required**
- Operations team sees only important messages
 - When needed, can view full console of any service machine or guest
 - Easily expand to include more LPARs

Creating a Central Console Operations Console



Single System Image (SSI) supported but not required

Capturing Linux log data



The situation

- z/VM console data captured and saved
- No Linux console data captured or saved
- Linux log data stored locally on each guest
- Linux server crashes and corrupts file system
- No console or log data to debug or analyze the problem

Initial solution: None

- No log data
- Concerned about too much data being captured on z/VM for Linux guests

Final solution: Capture and save Linux console and log data

- Use z/VM monitoring tool to capture console data, store on disk, and forward to analytics platform
- Configure Linux to send syslog data directly to analytics platform

Including performance data with z/OS processes



The situation

- Collecting **performance data** on z/VM (Performance Toolkit)
- All mainframe performance data processed on **z/OS**
- Want to **include z/VM and Linux** data
- z/VM can not do FTP PUT to z/OS
 - z/OS must retrieve or GET

Initial solution: Manual processing each morning

- Login and run commands to
 - Summarize PerfKit data
 - FTP GET file to z/OS
 - Erase file from z/VM

Final solution: Automated processing each night

- Schedule commands to summarize data on z/VM
- When complete, send message to z/OS
- z/OS: FTP GET file from z/VM
- z/OS: FTP PUT message to z/VM indicating successful file retrieval
- z/VM: erase the file

Shared monitoring and automation across LPARs



The situation

- Multiple z/VM LPARs not in same SSI cluster
- Similar monitoring and automation configuration on all LPARs
- Want to share monitoring and automation configuration across LPARS
 - Avoid maintaining duplicate definitions

Initial solution: Manual processing

- Common configuration information maintained on one system
- Shared within SSI cluster
- Manually copied and reloaded on LPARs or SSI clusters

Final solution: Automated real-time sharing of configuration information

- Shared read/only disk across non-SSI members
- Update configuration from single LPAR
 - Temporary write access from one user ID
- Automatically trigger reload on all SSI and non-SSI systems via IP communications

Painful recovery of critical z/VM files



The situation

- Backups of z/VM volumes done from **z/OS**
- Operational issue (aka user error) **corrupts** a configuration file
- Recovery is **tedious** and error-prone process
 - Restoring whole volume
 - Mapping a new minidisk to the right location on the volume
- Recovery **very** difficult if corrupted file is **USER DIRECT**

Initial solution: Train people

- **Train people** to make backup copies before updating a file

Final solution: File level backup and recovery

- Weekly full backups of all z/VM customizable or customer created files
- Daily incremental backups of the same z/VM files

Spool and page space full



The situation

- z/VM “just works”
- Little monitoring in place
- System grows
- **Spool and page space fill up**
- System abends
- **Unplanned outage**

Operations Manager for z/VM
or
OMEGAMON XE on z/VM and Linux

Initial solution: Homegrown tool

- Create a service machine running WAKEUP
- Check spool and page space percent full on regular intervals
- Maintain service machine and code for this specific function

Final solution: Consolidated monitoring

- Simple monitor setup
- Watch for percent full to be within (multiple) specified threshold ranges
- Watch for sudden growth
- Take action
- Easily add or change threshold or frequency
- Included in general monitoring/automation

Graceful z/VM shutdown from GDPS



The situation

- Shutdown of z/VM LPAR included in **GDPS** processing
- **Shutdown** of **Linux** guests handled by **GDPS**
- Need **graceful shutdown** of **z/VM** without triggering monitoring and automation
 - Avoid false alerts
 - Keep monitoring and automation running

Initial solution: None

- GDPS handled shutdown of guests
- Shutdown of z/VM interfered with monitoring and automation

Final solution: Automated graceful shutdown

- GDPS signal triggers automation
- “Runtime” monitors and automation suspended/deactivated
- “Shutdown” monitors and automation resumed/activated

Why was an application running slow?



The situation

- Application owner asks z/VM system programmer why **application** was running **slow yesterday** afternoon
- Application owner does not have the data needed to research the problem

Initial solution: Look at performance data for z/VM and Linux guest

- Performance data pointed to specific Linux guest
- No performance data at the application level

Final solution: One performance monitoring tool for all layers

- Hypervisor
- Linux operating system
- Application
- Drill down to each layer within locked-in specified period of time

Perform system health checks regularly



The situation

- Need to monitor system for various thresholds
 - **Spool space** filling up
 - **Paging space** filling up
 - **Disk full** for several z/VM service machines or guests

Initial solution: Login weekly and perform checks manually

- Simple checklist
 - Check disk space
 - Check page space
 - Check spool space

Final solution: Automate regular monitoring and alerts

- Perform checks more often
- Notify team if any are out of bounds

System abend with no console data



The situation

- **Legacy** best practice of **spooling consoles**
- System abends
- IPL with warm start unsuccessful or not possible
 - Spool data lost
 - **No console data** to review what happened leading up to abend
- Dump data only

Initial solution: Two options

- IPL cold start and hope for the best
- IPL cold start and dig through dump data (if you have it)

Final solution: Console monitoring

- Harden consolidated console data to disk in real-time
- One log file per day
- If have an issue, easily review console data written in the log file

Summary

Real situations
need to be
addressed

Solutions exist

Demos available

Learn from others

Production (and dev/test) systems need

- Monitoring: operational and performance
- Automation
- Backup and recovery

Contact:

Tracy Dean

tld1@us.ibm.com

Website:

www.ibm.com/products/infrastructure-suite-zvm-and-linux

THANK YOU!

QUESTIONS?

Trademarks

The following are trademarks of the International Business Machines Corporation in the United States and/or other countries.

IBM*

ibm.com*

IBM logo*

* Registered trademarks of IBM Corporation

Adobe, the Adobe logo, PostScript, and the PostScript logo are either registered trademarks or trademarks of Adobe Systems Incorporated in the United States, and/or other countries.

BMC is a registered trademark of BMC, Inc in the United States, other countries, or both.

Broadcom, CA are registered trademarks of Broadcom, Inc in the United States, other countries, or both.

IntelliMagic is a registered trademark of Intellimagic, Inc in the United States, other countries, or both.

IT Infrastructure Library is a Registered Trade Mark of AXELOS Limited.

ITIL is a Registered Trade Mark of AXELOS Limited.

Linear Tape-Open, LTO, the LTO Logo, Ultrium, and the Ultrium logo are trademarks of HP, IBM Corp. and Quantum in the U.S. and other countries.

Intel, Intel logo, Intel Inside, Intel Inside logo, Intel Centrino, Intel Centrino logo, Celeron, Intel Xeon, Intel SpeedStep, Itanium, and Pentium are trademarks or registered trademarks of Intel Corporation or its subsidiaries in the United States and other countries.

Linux is a registered trademark of Linus Torvalds in the United States, other countries, or both.

Zowe™, the Zowe™ logo and the Open Mainframe Project™ are trademarks of The Linux Foundation.

Microsoft, Windows, Windows NT, and the Windows logo are trademarks of Microsoft Corporation in the United States, other countries, or both.

MXG is a registered trademark of Merrel Systems Group, Inc in the United States, other countries, or both.

Java and all Java-based trademarks and logos are trademarks or registered trademarks of Oracle and/or its affiliates.

Cell Broadband Engine is a trademark of Sony Computer Entertainment, Inc. in the United States, other countries, or both and is used under license therefrom.

Rocket is a registered trademark of Rocket Software, Inc in the United States, other countries, or both.

SAS is a registered trademark of SAS, Inc in the United States, other countries, or both.

UNIX is a registered trademark of The Open Group in the United States and other countries.

VMware, the VMware logo, VMware Cloud Foundation, VMware Cloud Foundation Service, VMware vCenter Server, and VMware vSphere are registered trademarks or trademarks of VMware, Inc. or its subsidiaries in the United States and/or other jurisdictions.

Zetaly is a registered trademark of Zetaly, Inc in the United States, other countries, or both.

Other product and service names might be trademarks of IBM or other companies.

© IBM Corporation 2026. All Rights Reserved.

The information contained in this publication is provided for informational purposes only. While efforts were made to verify the completeness and accuracy of the information contained in this publication, it is provided AS IS without warranty of any kind, express or implied. In addition, this information is based on IBM's current product plans and strategy, which are subject to change by IBM without notice. IBM shall not be responsible for any damages arising out of the use of, or otherwise related to, this publication or any other materials. Nothing contained in this publication is intended to, nor shall have the effect of, creating any warranties or representations from IBM or its suppliers or licensors, or altering the terms and conditions of the applicable license agreement governing the use of IBM software.

References in this presentation to IBM products, programs, or services do not imply that they will be available in all countries in which IBM operates. Product release dates and/or capabilities referenced in this presentation may change at any time at IBM's sole discretion based on market opportunities or other factors, and are not intended to be a commitment to future product or feature availability in any way. Nothing contained in these materials is intended to, nor shall have the effect of, stating or implying that any activities undertaken by you will result in any specific sales, revenue growth or other results.

IBM